

# MANHASSET®

The standard of excellence around the world since 1935.

## Instructions for assembly: Symphony, Director's & Orchestral Music Stands


**CAUTION:** Do NOT apply any lubricant to the height adjustment shaft of these music stands, as that may cause the friction-grip clutch to lose some of its hold power.

### TOOLS REQUIRED:

Screwdriver

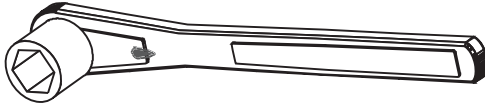


11/16 or 17MM  
Wrench



or

Ratchet with  
11/16 or 17mm  
Socket



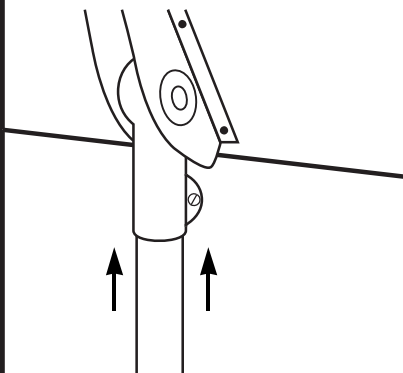
- ① Remove bolt and base cup washer from base of center column.



- ② Place tripod base over lower end of center column, replace retaining base assembly and tighten very securely.



- ③ Extend the chrome inner shaft approximately 7 inches and place into neck assembly on backside of desk with a rotating motion.



- ④ Ensure shaft is fully inserted into neck assembly. (to the depth of dashed line indicated on illustration)

